
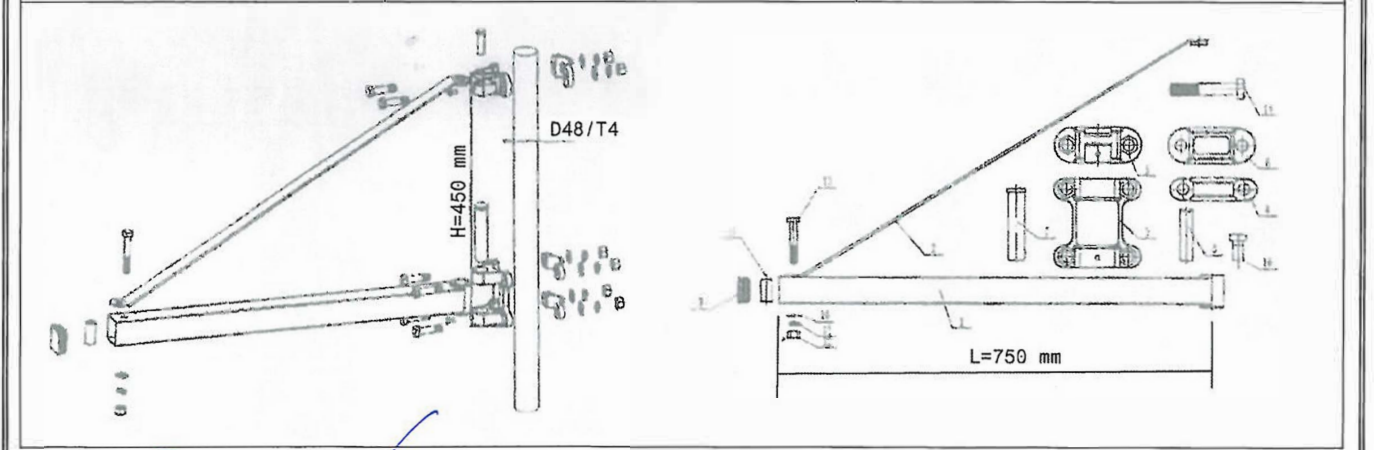



Produkte <i>Products</i>	Zertifikat Nr. <i>Certificate No.</i> S 50282076 0001	Unser Referenz <i>Our Reference</i> 01-CQG-15042009 003	Anlage Nr. <i>Appendix No.</i> 1	 TÜVRheinland
------------------------------------	--	--	---	--

Aufbau-Übersicht / <i>Constructional Data Form (CDF)</i>	<i>Page 1 of 1</i>
---	--------------------

1.1 Antragsteller: <i>Licenceholder</i>	
1.2 Fertigungsstätte: <i>Factory</i>	
1.3 Geräteidentifikation: <i>Product Identification</i>	Bracket for Electric Rope Hoist
1.4 Bezeichnung: <i>Type Designation</i>	HST-600-750-A

2.1 Parts	Dimension (mm)	Material
[1] Square tube	46x46, T2.0, L765	Q235
[2] Strengthen plate	W34, T3.4, L840	Q235
[3] Front upper clamp	L100, W61, H40	45
[4] Rear upper clamp	L100, W27, H40	45
[5] Pin on the upper clamp	Ø14, L43	45
[6] Front lower clamp	L100, W66, H100	45
[7] Rear lower clamp	L100, W27, H25 (2pcs)	45
[8] Pin on the lower clamp	Ø25, L103	45
[9] Clamping bolt	M12x60 (6 pcs)	Class 8.8
[10] Clamp	M12x70 (1 pc)	Class 8.8
2.2 Total weight	5.8 kg	
2.3 Installation	H (mm)	450
	D/T (mm)	Ø48 / T4(min.)
2.4 Technical Specification	Permissible load	600 kg at L=750mm (max.)
	Rotation angle scope	-90° to +90°
2.5 Explosion outline		



 TÜV Rheinland Group	<p style="text-align: center;">_____ (Ort / place)</p> <p style="text-align: center;">_____ (Datum / date)</p> <p style="text-align: center;">_____ (Stempel und Unterschrift des Antragsteller) / Stamp and Signature</p>
---	--